

Become a Bird Watcher!



Find a garden, backyard, or park nearby your home or school. Bring a camera or a piece of paper and a pencil to help you study the birds there. Make sure an adult comes with you!

1. If you have some flowers in your garden or if you have a park or a botanical garden nearby try to sit quietly and watch to see if any hummingbirds drink nectar from any of the flowers. Take a picture or make a drawing of that flower and try to identify it later on at home or the library. Can you see the part of the flower where the nectar is that the hummingbird likes to drink with its long tongue? Hummingbirds especially like bee balm, cardinal flowers, zinnias, bleeding heart, columbine and petunias. And if you don't see any hummingbirds, you may see some interesting bees and butterflies.
2. What kinds of other birds do you see in your yard or your neighborhood park? Can you write down what their songs sound like? Try to describe in writing or a picture their size, shape and color, anything that will help you to identify them later on. How many different kinds of birds did you see?

Become an Artist!

Find a garden, backyard, or park nearby your home or school. Bring a camera or a piece of paper and a pencil to help you study the flowers there. Make sure an adult comes with you!

1. If you have some flowers in your garden or if you have a park or a botanical garden nearby try to sit quietly and watch to see if any hummingbirds drink nectar from any of the flowers. Take a picture or make a drawing of that flower and try to identify it later on at home or the library. Can you see the part of the flower where the nectar is that the hummingbird likes to drink with its long tongue?
2. What kinds of other birds do you see in your yard or your neighborhood park? Can you write down what their songs sound like? Try to describe in writing or a picture their size, shape and color, anything that will help you to identify them later on. How many different kinds of birds did you see?



My Tiny Life

Written and illustrated by
PAUL MEISEL

HolidayHouse.com/My-Tiny-Life

illustrations © 2021 by Paul Meisel

HOLIDAY HOUSE
HolidayHouse.com

Make Hummingbird Nectar!


If you have a hummingbird feeder, you can help a parent or an adult make the nectar.



Instructions:

- Boil 4 cups of water.
- When the water is boiling, turn off the heat.
- Pour in 1 cup of sugar. (Be sure to use white sugar, not brown, confectioners, or organic sugar.)
- Stir the sugar until it dissolves.
- Let the nectar cool.
- Now it's ready to go in the feeder!

Be sure to change the nectar every few days or when it gets cloudy.



My Tiny Life

Written and illustrated by
PAUL MEISEL

HolidayHouse.com/My-Tiny-Life

illustrations © 2021 by Paul Meisel

HOLIDAY HOUSE
HolidayHouse.com